



Prepared by:
Will Van Roekel
Will.VanRoekel@hellogarage.com

Hello Garage of Des Moines
HG Operations, LLC
<https://www.hellogarage.com>
TF 1-888-59-GARAGE

Prepared on:
2-13-25

Prepared for:
Paulette Horner
paulettehorner61@gmail.com
C 5633575734
P 5633575734

Job location:
Earlham Community Center - 150 E. 1st Street
EARLHAM, IA 50072



Project Summary

Finish Baseboard	\$784.35
Hello Flooring	\$40,285.50
Durawall	\$6,308.00
Total Investment	\$47,377.85
Same Day Savings	\$2,368.89
Total Contract Price	\$45,008.96
Deposit Required - 20%	\$9,001.79
Deposit Paid	\$0.00
Amount Due Upon Installation	\$45,008.96

Customer Consent

Any alteration from the above specifications and corresponding price adjustment (if necessary) will be made only at the Customer's request or approval. Completing the work in this Proposal at the time scheduled is contingent upon accidents or delays beyond our control. This Proposal is based primarily on the Customer's description of the problem. This Proposal may be withdrawn if not accepted by the Customer within 90 days.

Authorized Signature _____ Date _____

Acceptance of Contract— I am/we are aware of and agree to the contents of this Proposal, the attached Job Detail sheet(s), the attached Limited Warranty, and the attached "Let's Get Started" document (together, the "Contract"). You are authorized to do the work as specified in the Contract. I/we will make the payment set forth in this Contract upon completion. I/we will pay your service charge of 1-1/3% per month (16% per annum) if my/our account is 30 days or more past due, plus your attorney's fees and costs to collect and enforce this Contract.

Customer Signature _____ Date _____

I/we acknowledge after midnight of the 3rd business day, deposits are non-refundable. I/we acknowledge Hello Garage's Initial _____
Polyaspartic Garage Floor Coating is more slippery when wet.

*Polyaspartic 15yr warranty
Will spent an hour explaining their system.
Was the only company to a solution for interior wall
Numerous follow-up calls & emails - very responsive to my questions
Has held this estimate for a year.*

Job Details



Job Details (Continued)

All About Your New Garage

- Install PVC Baseboard according to proposal drawing.
- Install 100% polyaspartic coating system to finish and protect the surface as indicated on proposal drawing. Joints will remain unfilled to allow for normal concrete movement.
- Install PVC Wall Panels according to proposal drawing.

Contractor Will

- 1.) Work around fixtures (work bench, shelves, appliances, etc.) that are left in the work area, but is not responsible for areas on the floor that cannot be coated. Customer understands that patches can be applied in the future at an additional cost, but they may not match perfectly.

What We Need From You

- 1.) Move larger items like hot tubs, refrigerators, or heavy planters from the work area before the crew arrives.

Product List

Finish Baseboard

PVC Baseboard, Woodgrain	83 ft
--------------------------	-------

Hello Flooring

Polyaspartic Floor Coating System, No Control Joints, 334	5350 sqft
Polyaspartic Floor Coating System, Platinum Silver (Gray Base)	5350 sqft

Durawall

DuraWall Panels, Gray	83 ft
-----------------------	-------

Limited Warranty

Limited Polyaspartic Interior Floor Coating Warranty

Contractor provides to Customer a 15-year transferable, limited warranty for all interior polyaspartic floor coatings ("interior coating") installed by Contractor on Customer's interior residential concrete, on which the interior coating was installed ("Limited Interior Coating Warranty"). This Limited Interior Coating Warranty provides that the interior coating will remain in place under reasonable wear and tear, not succumb to hot tire pick-up or staining from spills of oil, fluids, gasoline, and diesel that are promptly removed, or peel/delaminate from the concrete surface. In the rare occasion that a repair must be made to the coating under warranty, the work will be completed during January or February unless there is an opening in the schedule at the discretion of Hello Garage. See exclusions below.

Polyaspartic Commercial Floor Coating Warranty

Contractor provides to Customer a transferable five (5) year warranty for all interior commercial polyaspartic coatings ("commercial coatings") installed by Contractor on Customer's interior commercial concrete ("Limited Commercial Coating Warranty"). This Limited Commercial Coating Warranty provides that the commercial coating will remain in place under reasonable wear and tear, not succumb to staining from spills of oil, fluid, gasoline, and diesel that are promptly removed, or peel/delaminate from the concrete surface. In the rare occasion that a repair must be made to the coating under warranty, the work will be completed during January or February unless there is an opening in the schedule at the discretion of Hello Garage. See exclusions below.

WARNING AND LIMITATION OF LIABILITY

AS WITH MOST SURFACES, THE COATING IS MORE SLIPPERY WHEN WET AND FAILURE TO EXERCISE CARE MAY CAUSE PERSONAL INJURY. CONTRACTOR DOES NOT RECOMMEND INSTALLATION IN AREAS WHERE THIS MAY BE A CONCERN. BY SIGNING THIS CONTRACT, THE CUSTOMER ACKNOWLEDGES THAT INSTALLATION OF THE COATING ON ANY SURFACE EVEN WITH ADDITIONAL SLIP RESISTANCE IS AT THE CUSTOMER'S OWN RISK AND THAT CONTRACTOR DISCLAIMS, TO THE EXTENT ALLOWED BY APPLICABLE LAW, LIABILITY FOR PROPERTY DAMAGE OR PERSONAL INJURIES, INCLUDING ANY PENALTIES AND PUNITIVE, SPECIAL, INDIRECT, INCIDENTAL, EXEMPLARY, OR CONSEQUENTIAL DAMAGES, RESULTING FROM THE COATING ON ANY SURFACE OR THE MISUSE OF THE PRODUCT IN ANY AREA, INCLUDING, BUT NOT LIMITED TO, FAILURE TO PROMPTLY CLEAN UP SPILLS OR REMOVE MOISTURE FROM THE COATING.

Limited Storage Solutions Warranty (upright-based systems, overhead storage, floating shelf, slatwall, track system)

Contractor provides to Customer a ten (10) year transferable, limited warranty for all steel components of storage solutions, excluding Designer Series products, installed by Contractor in Customer's home (other than slatwall accessories and track systems), and a transferable five (5) year limited warranty for all other parts of the storage solutions, including, but not limited to, wire and plastic components, doors, pegboards, work surfaces, slatwall, slatwall accessories, designer series, and track systems, for as long as no part of the system is moved (by other than Contractor) from its original installation location ("Limited Storage Solutions Warranty"). This Limited Storage Solutions Warranty provides that the storage item(s), and the steel components thereof, will be free from defects in materials and workmanship under normal use. See exclusions below.

General Terms

To the extent allowed by applicable law, the Limited Interior Coating Warranty, Limited Exterior Coating Warranty, Limited Commercial Coating Warranty, Limited Storage Solutions Warranty, and the Limited Vacuum Warranty ("Limited Warranties") are made in lieu of and exclude all other warranties, express or implied, arising by operation of law or otherwise. EXCEPT FOR THE EXPRESS WARRANTIES CONTAINED IN THE LIMITED WARRANTIES, CONTRACTOR DISCLAIMS ALL OTHER WARRANTIES, EXPRESS OR IMPLIED, INCLUDING ANY IMPLIED WARRANTIES OF MERCHANTABILITY, FITNESS FOR A PARTICULAR PURPOSE. In the event applicable law prohibits the disclaimer of any implied warranty, all such implied warranties shall be limited in duration to the term of the Limited Warranties. Contractor's sole obligation to Customer, and Customer's sole and exclusive remedy with respect to the Limited Warranties, is to provide labor and materials necessary to repair or replace, or provide a refund for, any defect as set forth in the Limited Warranties. CONTRACTOR'S LIABILITY, WHETHER IN CONTRACT, WARRANTY, TORT, NEGLIGENCE, STRICT LIABILITY, OR OTHERWISE, INCLUDING, BUT NOT LIMITED TO, ANY LIABILITY FOR PERSONAL INJURY FROM A SLIP AND FALL, SHALL UNDER NO CIRCUMSTANCES EXCEED THE ACTUAL AMOUNT PAID BY CUSTOMER, NOR SHALL CONTRACTOR BE LIABLE FOR ANY CONSEQUENTIAL, INCIDENTAL, SPECIAL, OR PUNITIVE DAMAGES. The Limited Warranties may not be transferred or sold. The Limited Warranties are void if Contractor does not receive payment in full from Customer.

Exclusions

Limited Warranties do not cover and Contractor specifically disclaims liability for: 1. Damages or defects from battery acid or other harsh chemicals; 2. Cracks that appear due to concrete movement or street creep; 3. Staining from tires- plasticizers used in some tires can leach out of the tire; 4. Damages or defects from industrial vehicles/equipment or vehicles with tracks; 5. Damages or defects caused by abuse, neglect, accident, misuse, overloading, alteration, excessive heat, or anything outside of normal wear and tear. 6. Damages to personal property, dust incidental to the installation; 7. Any failure or delay in performance, defects, or damages caused by acts of God (flood, fire, storm, etc.), acts of civil or military authority, or any other cause outside its control; 8. Peeling or delamination caused by high moisture vapor drive from underneath the slab on which the floor coating was installed—Contractor will test for moisture and apply an appropriate basecoat product if needed but cannot warranty that such moisture will not cause peeling or delamination; or 9. if any of the products covered by the Limited Warranties have been repaired, changed, modified, or altered, other than by Contractor.

 Hello Garage of Oregon



Robert

Left a review on Oct 25, 2023 on Google

Follow up - 10/25/23

It's been about two years, time for a follow up.

I had some cracking/peeling on the floor coating in 3 different spots. Mostly minor and one long one. Called up hello garage, sent some pictures. Despite some initial scheduling issues, they came out within 30 days, they offered to redo the entire floor or to repair the cracked areas. I opted to repair the cracked areas. They did an amazing job; the color match was near perfect.

I really appreciate the warranty work. This is exactly why I went with a company I was fairly certain would be stand behind their work. (And I was right) The other two companies I got quotes from are already out of business.

Absolutely Love the floor, it's my favorite upgrade I have ever made to the house. I now have an iRobot vacuum that auto vacuums my garage ever my week. I never have to sweep anymore.

Original Review

I spent time researching different types of garage floor coverings, ultimately concluding polyaspartic provided the most durable, longest lasting.

I then spent time researching companies, identified four and got four quotes. It was clear Hello Garage were the experts not only in presentation but in willingness to share their chemical product sheets removing any doubt about what mixture they were using. Kory and Tanner were both great to work with on the sales side, I had lots of questions before choosing which company to go with. Kory and Tanner brought no pressure clear answers to each question. Really appreciated their approach and level of knowledge.

Sam and Austin were the technicians who installed my floor. Let's be honest, at the end of the day Sam and Austin is truly where the rubber meets the road. (or polyaspartic meets the floor in this case).

Sam and Austin communicated clearly, set clear expectations before beginning the work, they spent an entire day repairing and prepping the floor. Back out the next day to finish the floor, in constant communication throughout the entire project.

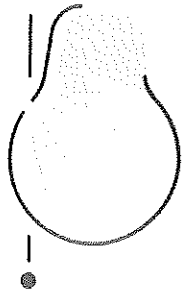
To wrap the floor coating at the expansion joint, Sam stated they would cut the backer rod down slightly, in my infinite wisdom, I just pulled the 4 inch by 1-inch backer rod out, since the driveway was just recently laid. I could not get the backer rod back in given the added thickness

from the floor coating. I reached out to Hello Garage explained the situation. Hello Garage was out the next day, used their own backer rod to fill the expansion joint and then caulked the entire expansion joint and refused to accept payment for the work.

In life, often you get what you pay for, and sometimes there are jobs that are only worth doing if you do them right. I would argue a garage floor covering is one of those times. Hello Garage was not the cheapest quote, but I wasn't looking for the cheapest, I was looking for quality, which is exactly what I received.

Sam and Austin are truly Masters of their Craft. Thank you, gentlemen.

My garage floor had moderate to heavy damage as far as cracks etc. (house built in 84). The difference is like night and day. The new floor is beautiful.



Flooring Quick Tips



So, You've Got Yourself a Brand-New Polyaspartic Garage Floor...

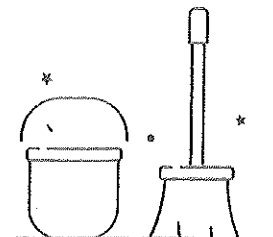
Here's what happens next.

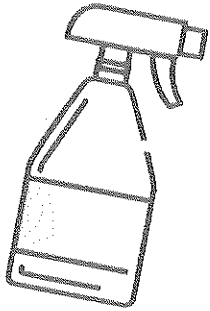
- **When can you use it?** In 24 hours, you can walk on your garage floor and bring in light items like bicycles, lawn mowers, etc.
- **What about your cars?** Let's wait 48 hours to park your vehicles inside. Same with heavier items like motorcycles, refrigerators, etc.
- **So 48 hours? Yes, but...** Curing times can vary depending on the air temperature. Your Dream Team will tell you if your floor needs a little extra time.
- **It's gonna smell a bit.** It's not toxic or dangerous, but there will be an odor for 24 hours or more. Open windows and crack the garage door to help with that.
- **Call any time. Seriously.** If you have any questions or concerns with your Hello Garage floor please feel free to reach out to us. You can call us at our direct line provided to you by your Garage Guru, or call our national appointment center at 888.59.GARAGE.
- **When you're ready for the complete package, we're here.** If your original project didn't include the whole Dream Garage package no worries—we can add our Hello Garage Cabinets, Shelving, Workbench, Drop Zone, Overhead Storage, Slatwall and other solutions whenever you're ready.

How to keep your new garage floor looking uh-mazing.

Once your Hello Garage floor has cured, you can treat it like any other floor. That means, the nicer you are to it, the better it'll look.

- If you have a vehicle that drips oil, you may want to place a pan under it to protect your flooring. Over time, a hot oil drip can cause staining and potential degradation on any floor—even a polyaspartic one.
- Stock up on Simple Green cleaner. This stuff is seriously the best (*and they don't even pay us to say that!*). If you spill anything that can stain, "grab the Green" and get spraying.
- If your car has high performance or brand new tires, you may notice them leaving dark marks on the coating. While polyaspartic coatings provide the best protection against this 'plasticizer migration,' we cannot guarantee that it will never occur. If you experience this, clean the stain as **soon as possible** with a cleaner like Simple Green, Goof Off or a concrete degreaser. Let it work for several minutes then scrub with a semi-stiff nylon brush. Repeat several times for best results.
- Regularly sweep or blow out dirt and debris—just like you were doing anyway. What's that? You weren't? Well, you will now that your floor looks so awesome!
- Wipe up any spills as soon as possible.





The deep clean.

- 1 Sweep out the garage to remove all dirt and debris.
- 2 Use a hose with a spray nozzle to loosen any remaining dirt, salt or other buildup.
- 3 With the floor still damp, mist the entire floor with Simple Green. Any stains should get a more direct shot of the cleaner.
- 4 Scrub the entire floor with a medium-to hard-bristled push broom, spending more time on areas with stains.
- 5 Thoroughly rinse the entire area. And then, just for good measure, rinse it again. (Can you tell that rinsing is important?)
- 6 Use a squeegee to remove excess water.
- 7 Because the floor is textured, the squeegee will not remove all water. The remaining water will carry some impurities that will be left behind on the floor when the water evaporates. So, if you really want your floor to sparkle, here's a garage tip: wrap the squeegee with a towel to remove all remaining water.
- 8 Sit back and admire your work.
- 9 Repeat these steps whenever you want to get back to that "as new" look.

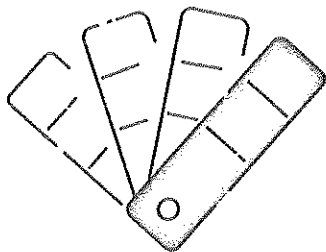
A couple more things: avoid using harsh chemicals like solvents, ammonia or bleach on your new floor. And if you wash your car a lot in your garage or driveway, residual soap can sometimes leave a film on the floor. Hard water can do this too. But don't panic! It can be buffed out using a heavy-duty deck brush on the dry floor. (This doesn't have anything to do with the floor; it's just the way water works. When it evaporates, whatever was in it is left behind—like you'd see on a wine glass that wasn't dried.)

Hello Garage

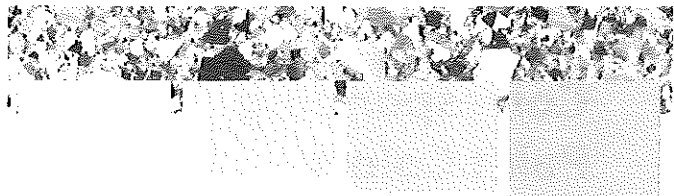
Corresponding Paint Colors

Platinum Flake

Sherwin-Williams swatches
used for matching



Onyx



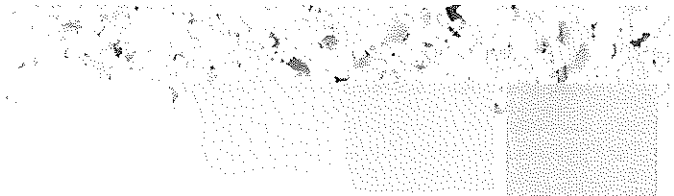
SW 7070
Site White
Interior / Exterior
Location: 257-C7

SW 7071
Gray Screen
Interior / Exterior
Location: 235-C1

SW 7072
Online
Interior / Exterior
Location: 235-C2

SW 7073
Network Gray
Interior / Exterior
Location: 235-C3

Pearl



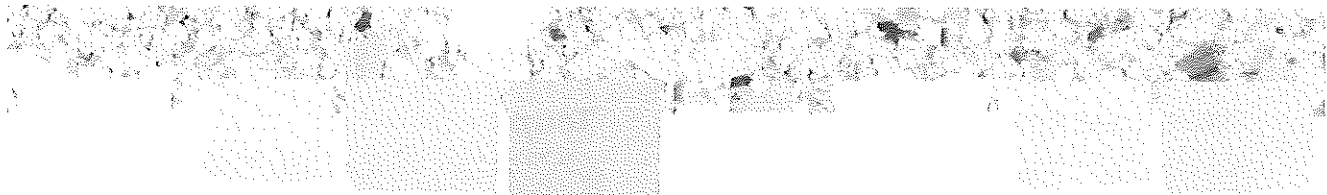
SW 7070
Site White
Interior / Exterior
Location: 257-C7

SW 7071
Gray Screen
Interior / Exterior
Location: 235-C1

SW 7072
Online
Interior / Exterior
Location: 235-C2

SW 7073
Network Gray
Interior / Exterior
Location: 235-C3

Silver



SW 7070
Site White
Interior / Exterior
Location: 257-C7

SW 7071
Gray Screen
Interior / Exterior
Location: 235-C1

SW 7072
Online
Interior / Exterior
Location: 235-C2

SW 7073
Network Gray
Interior / Exterior
Location: 235-C3

SW 6000
Snowfall
Interior / Exterior
Location: 273-C5


SW 6001
Grayish
Interior / Exterior
Location: 240-C1

SW 6002
Essential Gray
Interior / Exterior
Location: 240-C2

Gray Screen

Blue Screen

Bronze



SW 7028
Incredible White
Interior / Exterior
Location: 256-C4

SW 7029
Agreeable Gray
Interior / Exterior
Location: 243-C1

SW 7030
Anew Gray
Interior / Exterior
Location: 243-C2

SW 7036
Accessible Beige
Interior / Exterior
Location: 249-C1

SW 7037
Balanced Beige
Interior / Exterior
Location: 249-C2

SW 7042
Shoji White
Interior / Exterior
Location: 254-C4

Gray Screen

Blue Screen



Corresponding Paint Colors

Classic Flake

Hazel



SW 6107
Nomadic Desert
Interior / Exterior
Location: 204-C2

SW 7037
Balanced Beige
Interior / Exterior
Location: 249-C2

SW 7038
Tony Taupe
Interior / Exterior
Location: 249-C3

Mocha



SW 6114
Bagel
Interior / Exterior
Location: 291-C2

SW 6115
Totally Tan
Interior / Exterior
Location: 291-C3

SW 6101
Sands of Time
Interior / Exterior
Location: 201-C3

Midnight Gray



SW 7065
Argos
Interior / Exterior
Location: 236-C2

SW 7066
Gray Matters
Interior / Exterior
Location: 236-C3

Blue Gray



SW 6254
Lazy Gray
Interior / Exterior
Location: 234-C2

SW 6255
Morning Fog
Interior / Exterior
Location: 234-C3

SW 7072
Online
Interior / Exterior
Location: 235-C2

SW 7073
Network Gray
Interior / Exterior
Location: 235-C3

SW 6227
Meditative
Interior / Exterior
Location: 220-C3

SW 6228
Refuge
Interior / Exterior
Location: 220-C5

Peppercorn



SW 7071
Gray Screen
Interior / Exterior
Location: 235-C1

SW 7072
Online
Interior / Exterior
Location: 235-C2

SW 7074
Software
Interior / Exterior
Location: 235-C5

Blue Taupe



SW 7044
Amazing Gray
Interior / Exterior
Location: 245-C2

SW 6072
Versatile Gray
Interior / Exterior
Location: 242-C2

SW 6073
Perfect Greige
Interior / Exterior
Location: 242-C3

Pewter



SW 7066
Gray Matters
Interior / Exterior
Location: 236-C3

SW 7067
Cityscape
Interior / Exterior
Location: 236-C5

SW 7068
Grizzle Gray
Interior / Exterior
Location: 236-C6


Taupe



SW 7037
Balanced Beige
Interior / Exterior
Location: 249-C2

SW 6115
Totally Tan
Interior / Exterior
Location: 291-C3

SW 6116
Tatami Tan
Interior / Exterior
Location: 291-C5





Hi! I'm your Account Manager, Stephen



About Me

My Hometown:

Omaha

My Family:

Married, kids and our dog Loui!

My Hobbies:

Cars, Golf, Travel, DIY and Family.



In My Own Words

Hello, I'm Stephen! My favorite part of working for Hello Garage is helping customers like you. There are so many reasons why people call us but in the end, it is all about making their dream space a reality. I can't wait to work with you to do just that!



Backed by decades of experience, Hello Garage is on a mission to create clean, organized spaces by upgrading the two things that make the most impact in any garage: flooring and organization. More than that, we aim to make the entire Hello Garage experience so remarkable you'll want to tell your friends about it.

